


Workholding cubes, grey cast iron with grid holes

Item description/product images



Description

Material:
GJL 300.

Version:
Support and mounting surfaces precision machined

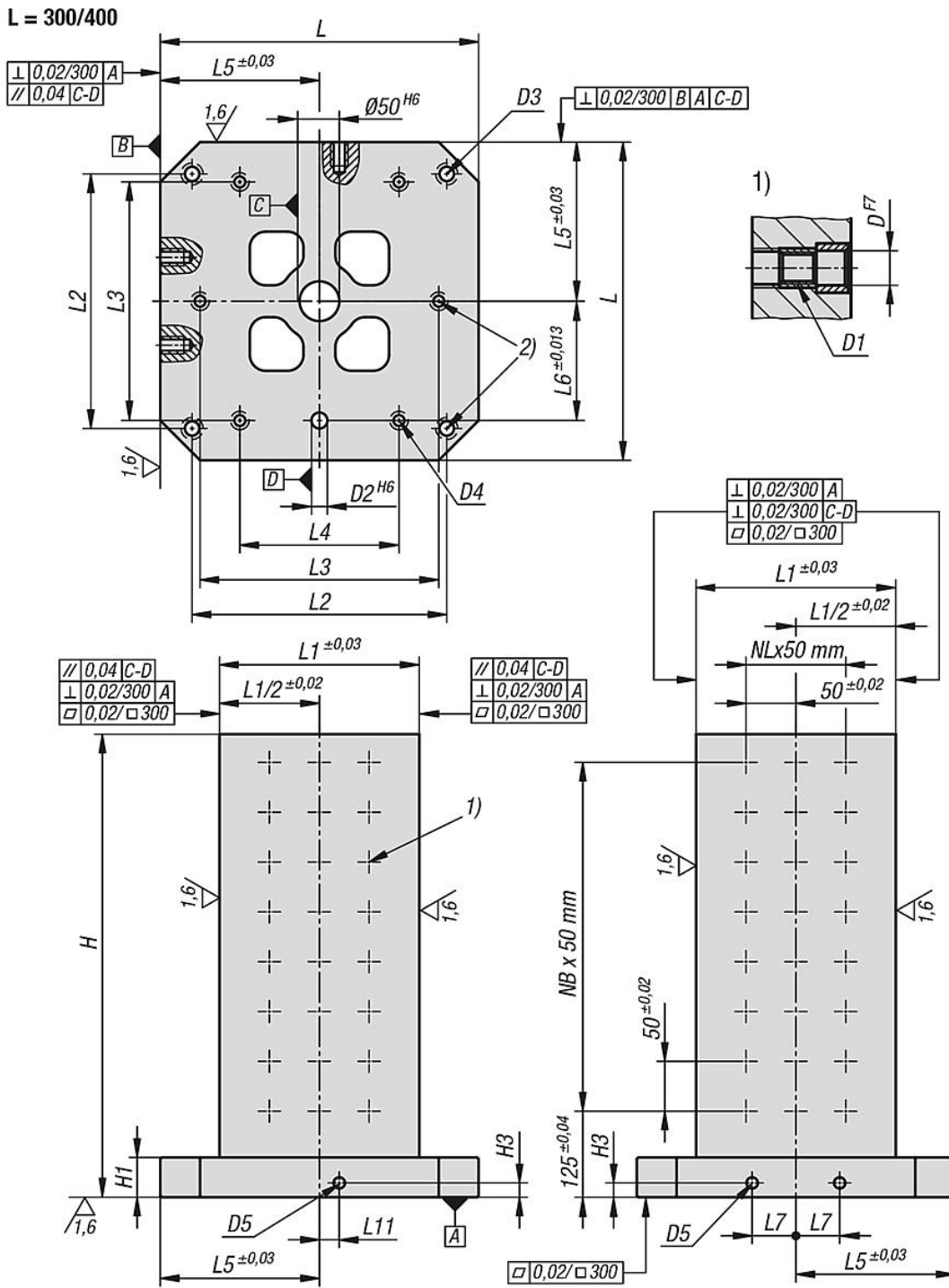
Note:
Grid spacing 50 ± 0.02 mm.
Tombstones with grid holes are used on horizontal machining centres.
The alphanumerically labelled grid holes guarantee a defined assignment of clamping elements by repeat setups.
The tombstones conform to machine tables for machine tools acc. to DIN 55201 and JIS 6337-1980.
Please order locating pins for positioning subplates on machine tables acc. to DIN 55201 separately.
Please order protection plugs to plug unused grid holes separately.
Ring bolts for hoisting are supplied.
Other dimensions available on request.

Drawing reference:

- 1) grid hole
- 2) hole for DIN 912 cap screw (D3/D4)

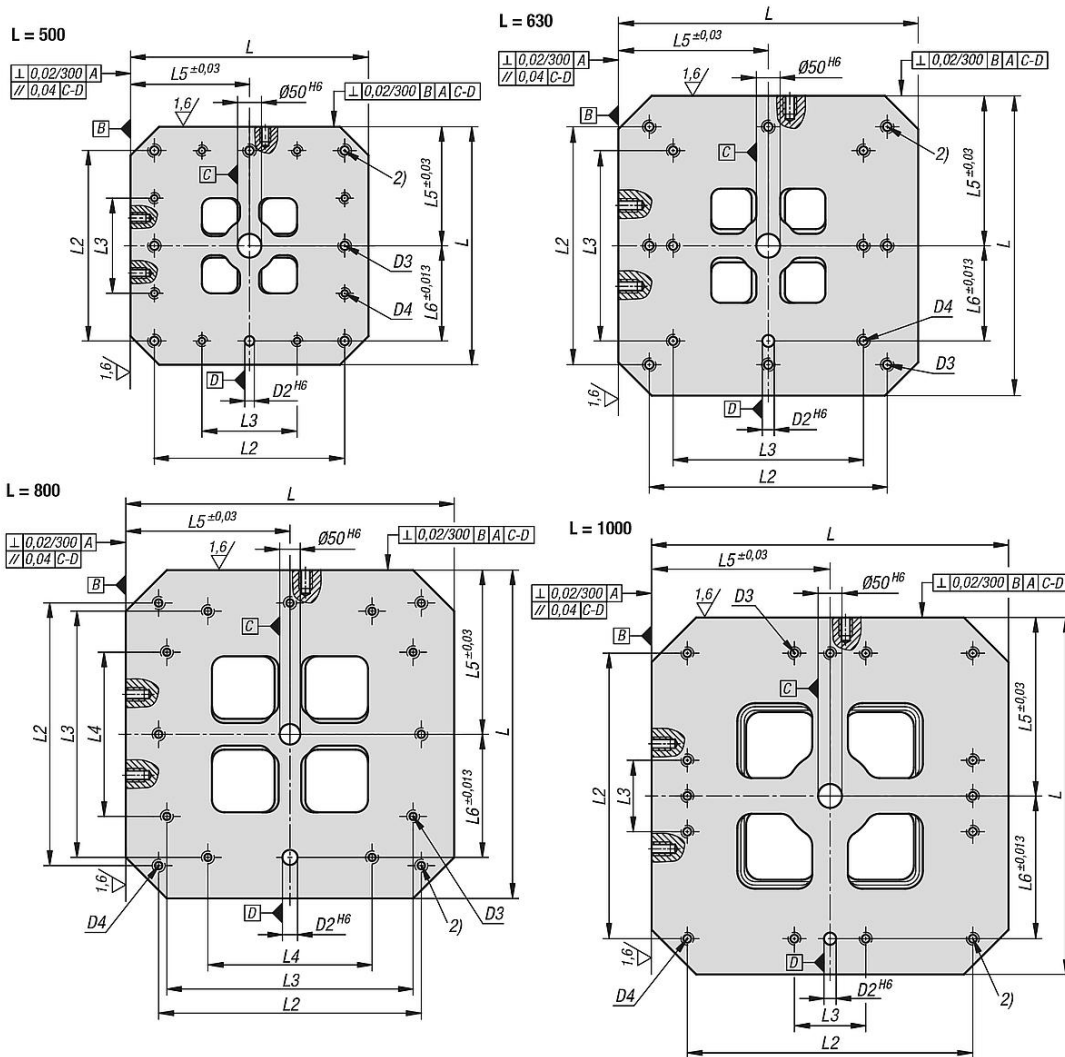
Workholding cubes, grey cast iron with grid holes

Drawings



Workholding cubes, grey cast iron with grid holes

Drawings



Overview of items

Order No.	L	H	H1	D	D1	D2	D3	D4	D5	H3	L1	L2	L3	L4	L5	L6	L7	L11	No. of grid holes	NL=No. lengthwise	NB=No. across
K0805.212030050	300	500	50	12	M12	20	M12	M10	M12	15	150	250	200	-	150	100	40	0	64	1	7
K0805.212040050	400	500	50	12	M12	20	M16	M12	M16	18	250	320	300	200	200	150	55	25	128	3	7
K0805.212040065	400	650	50	12	M12	20	M16	M12	M16	18	250	320	300	200	200	150	55	25	176	3	10
K0805.212050060	500	600	50	12	M12	20	M16	M12	M16	18	300	400	200	-	250	200	75	25	200	4	9
K0805.212050075	500	750	50	12	M12	20	M16	M12	M16	18	300	400	200	-	250	200	75	25	260	4	12
K0805.212063070	630	700	50	12	M12	25	M16	M16	M16	18	350	500	400	-	315	200	100	25	288	5	11
K0805.212063085	630	850	50	12	M12	25	M16	M16	M16	18	350	500	400	-	315	200	100	25	360	5	14
K0805.212080080	800	800	50	12	M12	25	M16	M16	M16	18	500	640	600	400	400	300	135	25	504	8	13
K0805.212080100	800	1000	50	12	M12	25	M16	M16	M16	18	500	640	600	400	400	300	135	25	648	8	17
K0805.212100100	1000	1000	55	12	M12	25	M20	M20	M16	18	600	800	200	-	500	400	165	25	792	10	17
K0805.212100125	1000	1250	55	12	M12	25	M20	M20	M16	18	600	800	200	-	500	400	165	25	1012	10	22
K0805.216030050	300	500	50	16	M16	20	M12	M10	M12	15	150	250	200	-	150	100	40	0	64	1	7
K0805.216040050	400	500	50	16	M16	20	M16	M12	M16	18	250	320	300	200	200	150	55	25	128	3	7
K0805.216040065	400	650	50	16	M16	20	M16	M12	M16	18	250	320	300	200	200	150	55	25	176	3	10
K0805.216050060	500	600	50	16	M16	20	M16	M12	M16	18	300	400	200	-	250	200	75	25	200	4	9
K0805.216050075	500	750	50	16	M16	20	M16	M12	M16	18	300	400	200	-	250	200	75	25	260	4	12
K0805.216063070	630	700	50	16	M16	25	M16	M16	M16	18	350	500	400	-	315	200	100	25	288	5	11
K0805.216063085	630	850	50	16	M16	25	M16	M16	M16	18	350	500	400	-	315	200	100	25	360	5	14
K0805.216080080	800	800	50	16	M16	25	M16	M16	M16	18	500	640	600	400	400	300	135	25	504	8	13
K0805.216080100	800	1000	50	16	M16	25	M16	M16	M16	18	500	640	600	400	400	300	135	25	648	8	17

Workholding cubes, grey cast iron with grid holes

Overview of items

Order No.	L	H	H1	D	D1	D2	D3	D4	D5	H3	L1	L2	L3	L4	L5	L6	L7	L11	No. of grid holes	NL=No. lengthwise	NB=No. across
K0805.216100100	1000	1000	55	16	M16	25	M20	M20	M16	18	600	800	200	-	500	400	165	25	792	10	17
K0805.216100125	1000	1250	55	16	M16	25	M20	M20	M16	18	600	800	200	-	500	400	165	25	1012	10	22